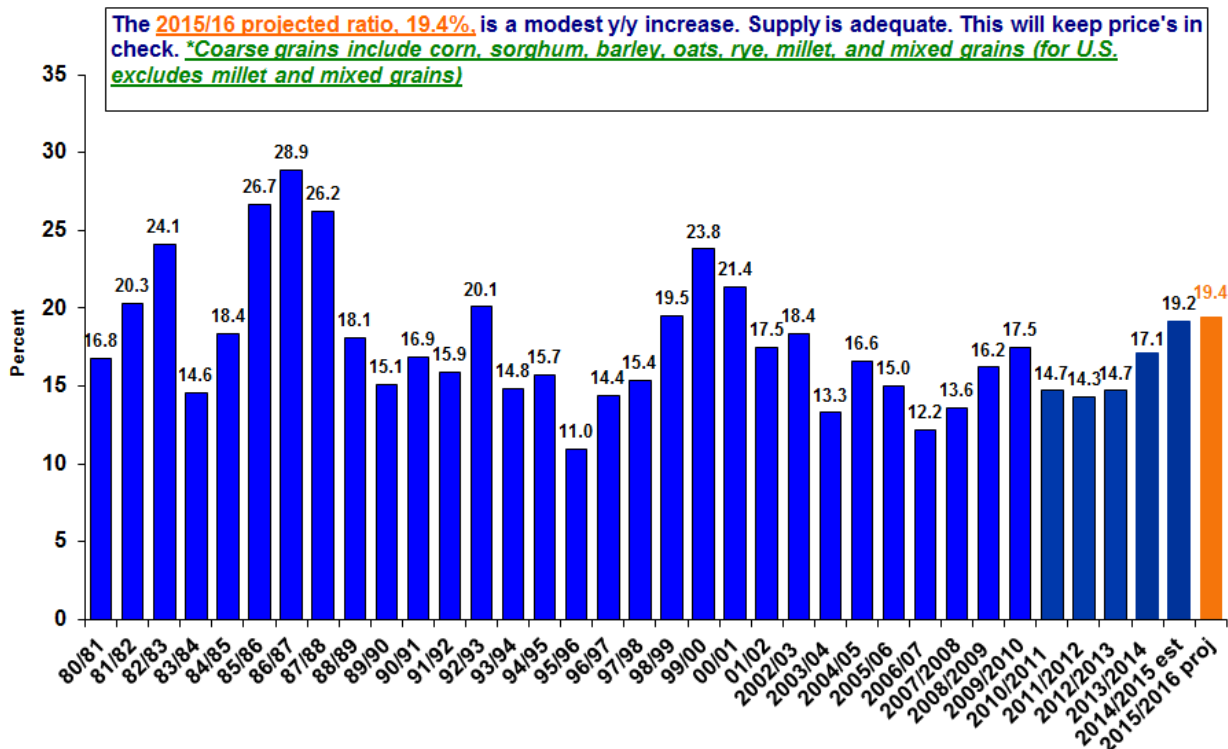




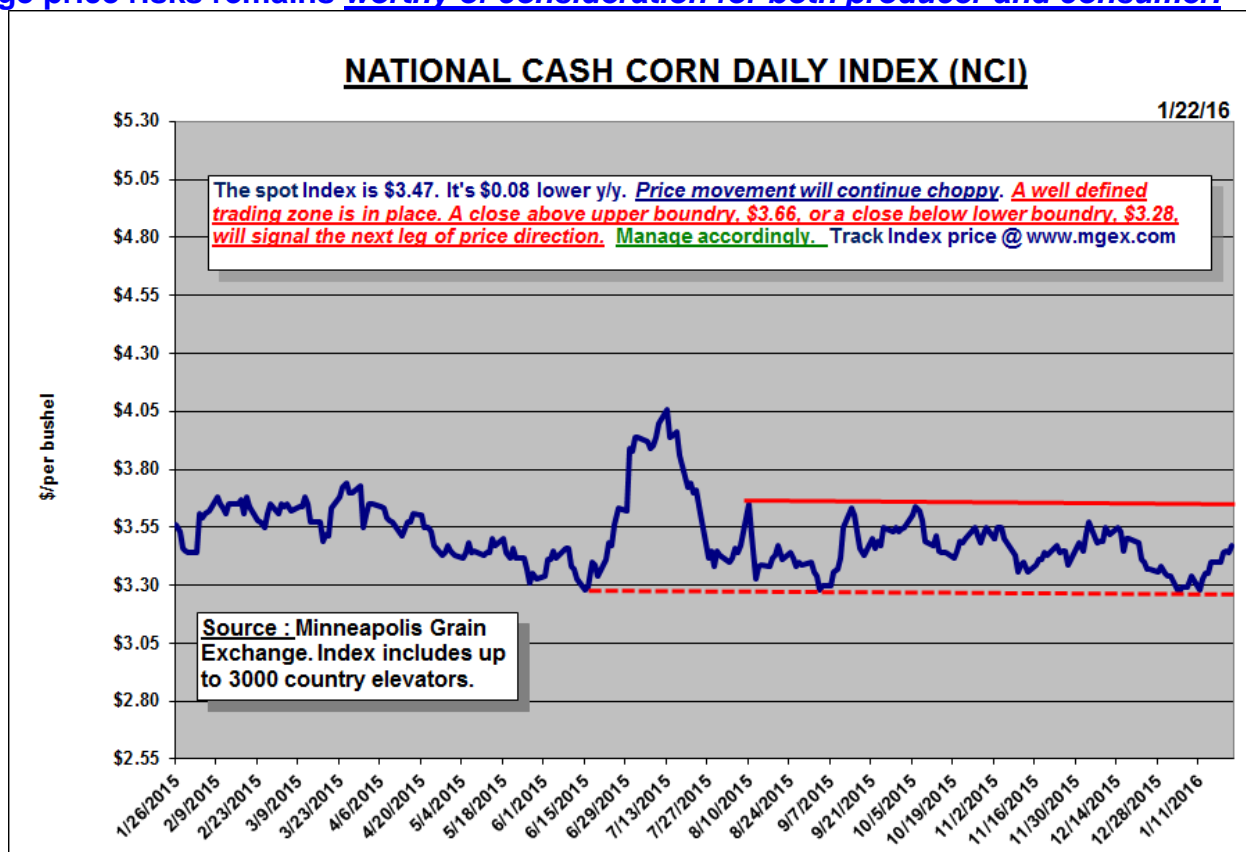
WASDE WORLD *COARSE GRAIN ENDING STOCKS AS A % OF USE



Corn: The spot interior cash basis was steady w/w. Carry remains in the futures market forward curve. This indicates supply is meeting current needs. Recent EPA ruling on 2014-2016 RFS is supportive. Producers only sell on flat price / basis strength. Consumers, both domestic and importer, are covering part of yearly needs (measured percentage) on price declines. This helps underpin price / basis. January WASDE report was judged mildly supportive due to small decline in world ending stocks. Export sales & shipments remain slow but recently have shown signs of improvement. Weekly ethanol grind has remained consistently high the last several weeks. Producer cash sales will be metered by price strength or as cash flow needs necessitate. January is traditionally a period of increased cash sales. There's strong competition in corn / coarse grains export markets. Domestic wheat and sorghum supplies are competitively priced in select 'feed' regions. Private sources and WASDE are projecting another large Chinese and world crop for 2015/16. South American weather (El Nino effect) remains at the top of industries vigilance list. Adverse conditions remain in select areas but to date are not termed game changers. Volatility will rise as the New Year progresses. Soybean futures losing value to corn futures w/w. This was just the opposite of last week. China's domestic corn supply, while pricey, is ample. The long-term direction of their import / export program is not clear. An increased effort to reduce / eliminate their large domestic stockpile seems likely in 2016 & 2017. Moving forward this represents a sizeable demand and price risk to major coarse grain exporters across the globe. Strong U.S. Dollar inhibits many importers and encourages them to shop globally. China, as well as other importers, ability to source protein supply from multiple regions is gaining more traction. This adds additional price volatility / risk to USA producer. Weather, domestic & export demand,

seasonal price tendencies, financial markets and currency issues will continue to influence short-term price discovery.

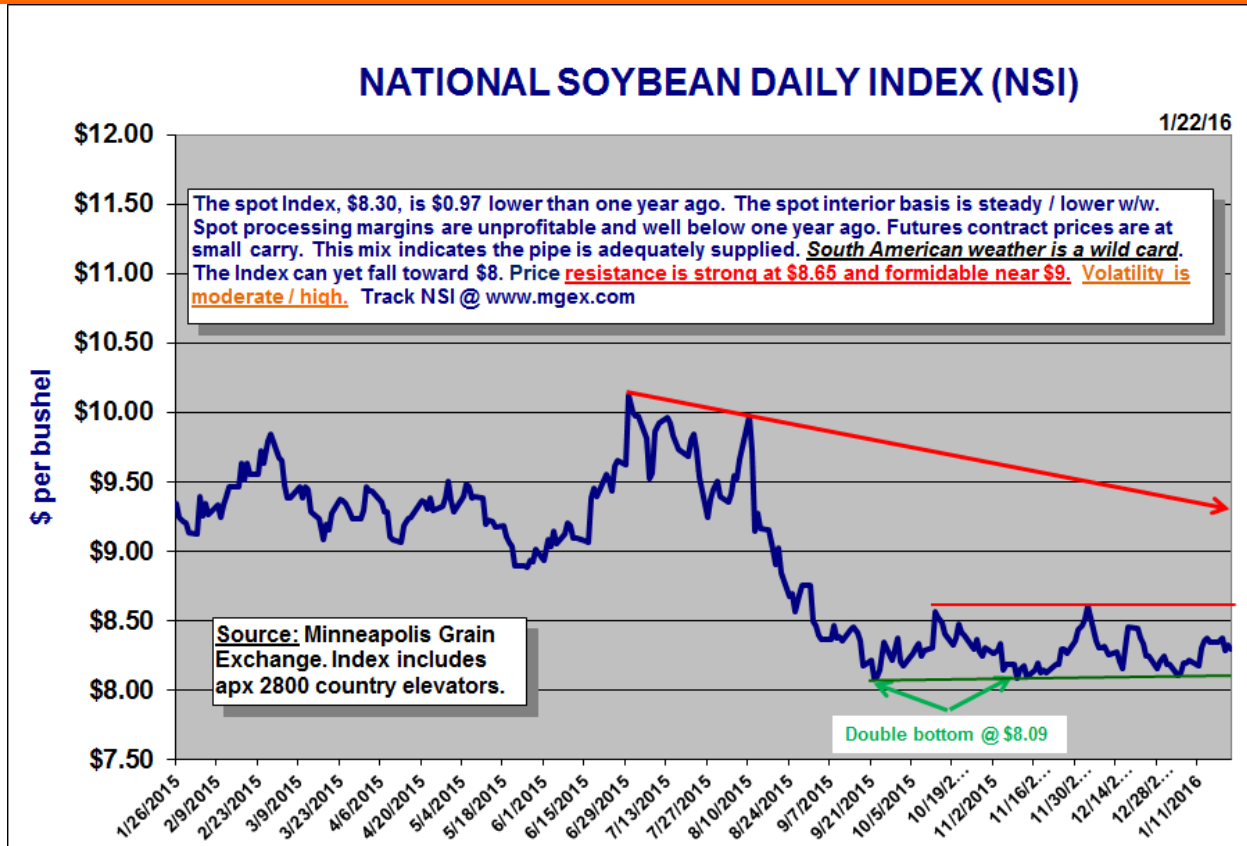
The CME March '16 contract is positioned to trade in a range from \$3.56 - \$3.99. Small speculative interests (short-term traders / managed funds) have noticeable short presence in the market. Their tendency to quickly flip-flop position highlights choppiness and width of potential price range. To date, sporadic producer selling, firm user demand and global weather concerns underpin values and prevent sharp price / basis decline. December '16 futures contract (new crop) is positioned to trade in \$3.77 - \$4.09 range. An incremental cash sale / short hedge or put option purchase (vertical put spread) when price is at or above upper end of aforementioned price ranges is prudent price risk management. Note continued price choppiness given small trader quickly changing position, supportive Jan WASDE, continued U.S. & world crop size, quality & use debate, U.S. / North America 2016 acreage & potential crop size, China, uncertain macro backdrop, geopolitical tensions, and day to day reaction to U.S. and global WEATHER. Funds / speculators are capable of accentuating price moves. Given the present price discovery environment the use of corn options, puts and calls, to manage price risks remains worthy of consideration for both producer and consumer.



Soybean Complex: The interior spot basis declined w/w. There's a small carry in old crop futures price curve. The sum of this implies cash pipe is adequately supplied but not overwhelmed. January WASDE report indicated plenty of U.S. and global supply. USA & So American producers are pricing cash on flat price / basis strength. The world 2015/16 stocks / use ratio is currently 25% vs. one year ago at 26%. Spot U.S. crush margin (synthetic Gross Processing Margin / GPM) is well below one year ago. There is little if any profitability. This has slowed crushing capacities and spot interior soybean demand. To date cumulative export sales have fallen below 5-year average but have recently improved. If 2016 weather cooperates major exporters will try to grow large new crops. Producers need acknowledge that supply, in hand and the forecast for next season is presently projected to be adequate. South American

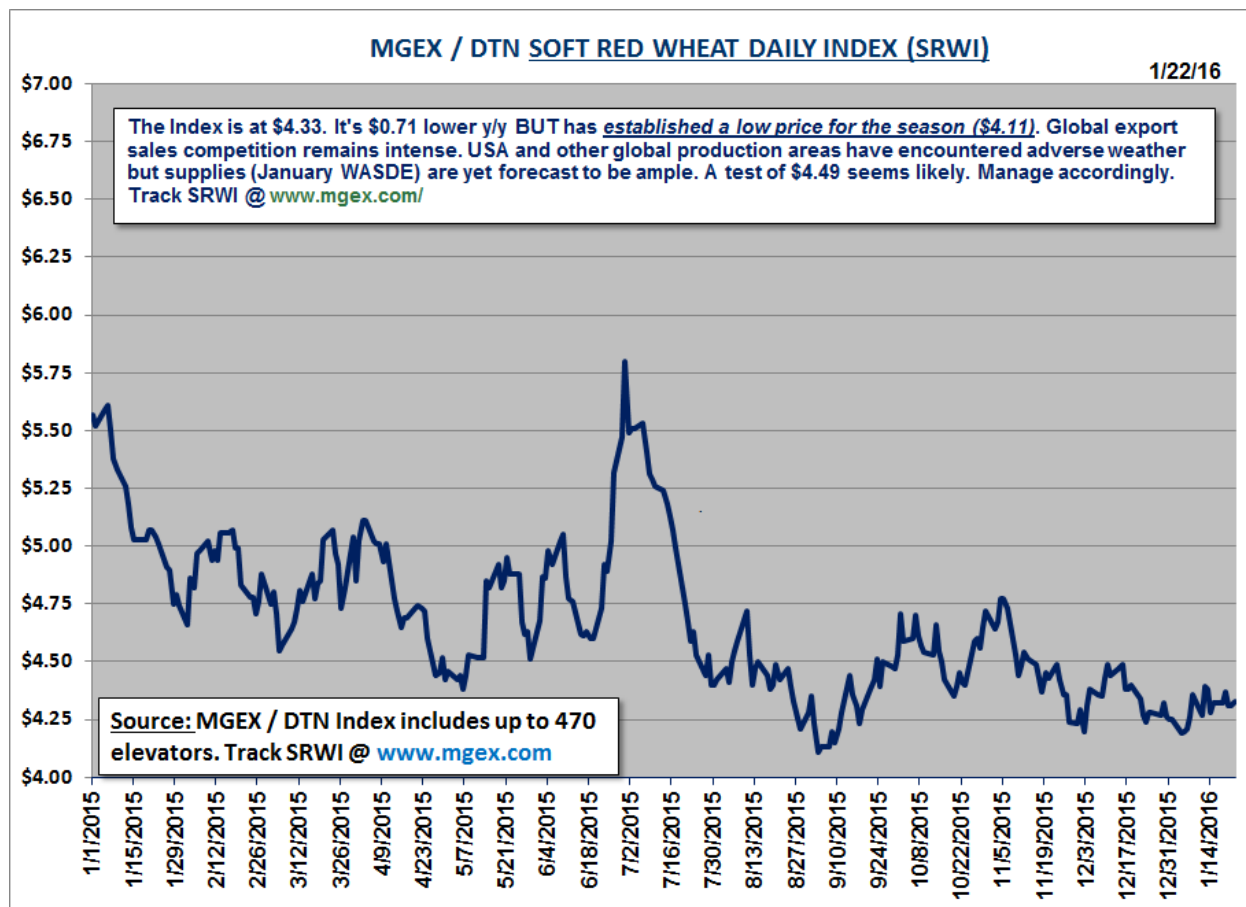
weather uncertainty, drought / excessive rain now being regionally mentioned, duly noted as potential game-changer moving forward.

In the next few days the March '16 CME futures contract is positioned to trade in a wide range from \$8.27 - \$9.09. Be advised abrupt swings in price can occur. The Nov '16 futures contract (new crop) is positioned to trade in range \$8.33 - \$9.41. Please acknowledge that a large western hemisphere supply is in hand with prospect for big 2016 world production. Making an incremental cash sale / short hedge / put option purchase based on the upper end of aforementioned futures price ranges is prudent price risk management. Risk mitigation could include owning out-of-the money puts or vertical put spreads to create price floor. Price volatility is MODERATE and reflected in option premiums. The March '16 soybean meal futures contract is projected to trade in a range from \$253 - \$285. The March '16 soybean oil contract is projected to trade in a range from \$0.2790 - \$0.3360. EPA rule on RFS / biodiesel is supportive for soy oil moving forward. It's currently not advisable to establish a new long position at / or above the highs of aforementioned soy product price ranges but rather at / near the lows of the ranges, respectively. Expect soybean complex PRICE VOLATILITY TO REMAIN MODERATE as export demand (China in particular), large western hemisphere supply, pace of USA & SA sales and distribution, WEATHER, logistics / labor issues, government policy, exchange rates, uncertain macroeconomic & geo-political backdrop, speculative / investor positioning and weak U.S. processing margin drives price discovery.



Wheat (all classes): January WASDE projected U.S. and world stocks to use ratios at 47 and 32 percent, respectively. Both are larger y/y and indicate adequate domestic & global supply. Big supplies promise continued battle for export sales among major exporters. Exchange rates, geo-political tensions and assorted global weather concerns have made USA varieties and availability attractive from time to time BUT not consistently. Market participants will continue monitoring exchange rates, crop economics and U.S. and global crop conditions / WEATHER for weeks to come. Weather and currency influenced markets, particularly when world demand is forecast to improve y/y, can continue choppy / volatile. USA SRW / HRW are

currently priced above domestic corn and therefore a less desirable USA feed choice. Wheat price weakened vs. corn of late in response to WASDE supply adjustments. March 2016 CME Chicago wheat futures contract (SRW) is positioned to trade in a range from \$4.48 - \$4.98. A move toward the high of range will attract new incremental sale. New crop, July 2016, will attract new incremental sale / put option strategy near \$5.09. The March 2016 Kansas City wheat futures contract (HRW) is positioned to trade in a range of \$4.49 - \$4.99. New crop, July 2016, will attract new sale or put option strategy near \$5.21. The March 2016 Minneapolis wheat futures contract (HRS) is positioned to trade in a range of \$4.69 - \$5.25. New crop, July '16, will attract new sale or put option strategy near \$5.42. **Price volatility is moderate.**



Virg Robinson

The content is provided "AS IS," "AS AVAILABLE." Pioneer Hi-Bred International, Inc. does not warrant the accuracy or completeness of the information, text, graphics, links, or other items contained in this communication, and Pioneer Hi-Bred International, Inc. expressly disclaims liability for errors or omissions in these materials. We reserve the right to make changes and corrections at any time, without notice

The content is provided "AS IS," "AS AVAILABLE." Pioneer Hi-Bred International, Inc. does not warrant the accuracy or completeness of the information, text, graphics, links, or other items contained in this communication, and Pioneer Hi-Bred International, Inc. expressly disclaims liability for errors or omissions in these materials. We reserve the right to make changes and corrections at any time, without notice



PHI Marketing Services, Inc. A subsidiary of Pioneer Hi-Bred International, Inc. · A DuPont Company.
6900 NW 62nd Avenue PO Box 1000 Johnston, Iowa 50131 · 1-800-247-6803
© sm Trademarks and service marks, registered or applied for, of Pioneer Hi-Bred International, Inc.
© 2001, 2002, 2003, 2004, PHII, Des Moines, Iowa, U.S.A.